

## HSBC ETFs PLC

# HSBC S&P 500 UCITS ETF

Marketing communication | Monthly report 31 March 2026 | HSPA LN | USD (Acc)

This product is based overseas and is not subject to UK sustainable investment labelling and disclosure requirements.

## Investment objective

The Fund aims to track as closely as possible the returns of the S&P 500 Index (the "Index"). The Fund will invest in or gain exposure to shares of companies which make up the Index.

## Investment strategy

The Index is made up of large-sized stock market listed companies in the US. The Fund will be passively managed and will aim to invest in the shares of the companies in generally the same proportion as in the Index. However, there may be circumstances when it is not possible or practical for the Fund to invest in all constituents of the Index. If the Fund cannot invest directly in the companies that constitute the Index, it may gain exposure by using other investments such as depositary receipts, derivatives or funds. The Fund may invest up to 35% of its assets in securities from a single issuer during exceptional market conditions. The Fund may invest up to 10% of its assets in total return swaps and contracts for difference. The Fund may invest up to 10% of its assets in other funds, including HSBC funds. See the Prospectus for a full description of the investment objectives and derivative usage.

## Main risks

- The value of investments and any income from them can go down as well as up and investors may not get back the amount originally invested
- Investing in assets denominated in a currency other than that of the investor's own currency exposes the value of the investment to exchange rate fluctuations
- Where overseas investments are held the rate of currency exchange may cause the value of such investments to go down as well as up.

### Fund facts

Fund manager	HSBC Global Asset Management (UK) Limited
Custodian	HSBC Continental Europe
Fund administrator	HSBC Securities Services (Ireland) DAC

## Share class details

### Key metrics

NAV per share	<b>USD 63.12</b>
Performance 1 month	<b>-5.00%</b>
Tracking error 3 years	<b>0.06%</b>

### Fund facts

UCITS V compliant	<b>Yes</b>
UK reporting fund status (UKRS)	<b>Yes</b>
ISA eligible	<b>Yes</b>
Dividend treatment	<b>Accumulating</b>
Dividend currency	<b>USD</b>
Fund base currency	<b>USD</b>
Share class base currency	<b>USD</b>
Domicile	<b>Ireland</b>
Inception date	<b>21 June 2022</b>
Shares outstanding	<b>7,753,873</b>
Fund size	<b>USD 8,573,066,619</b>
Reference benchmark	<b>100% S&amp;P 500 Net</b>
Replication method	<b>Physical- Full</b>
SIPP eligible	<b>Yes</b>
Issuer	<b>HSBC ETFs PLC</b>
Fiscal year end	<b>Dec</b>

### Fees and expenses

Ongoing charge figure <sup>1</sup>	<b>0.090%</b>
------------------------------------	---------------

### Codes

ISIN	<b>IE000JZ473P7</b>
SEDOL	<b>BP8KPT0</b>

<sup>1</sup>Ongoing Charges Figure is based on expenses over a year. The figure includes annual management charge but not the transaction costs. Such figures may vary from time to time.

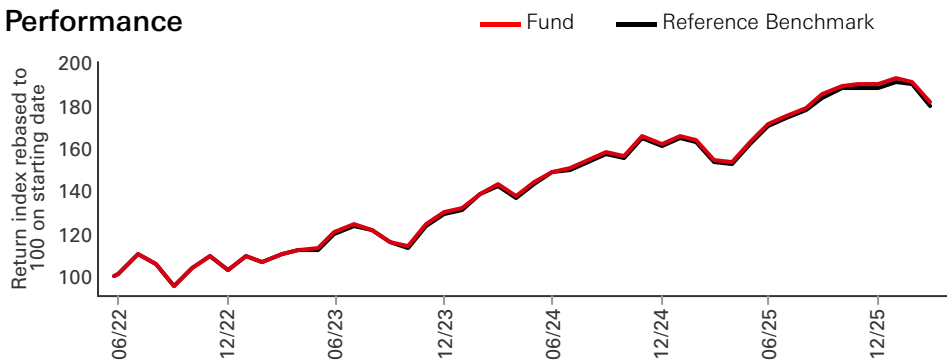
**Past performance does not predict future returns. The figures are calculated in the share class base currency, dividend reinvested, net of fees.**

**This is a marketing communication. Please refer to the prospectus and to the KID before making any final investment decisions.**

**For definition of terms, please refer to the Glossary QR code and Prospectus.**

**Source: HSBC Asset Management, data as at 31 March 2026**

## Performance

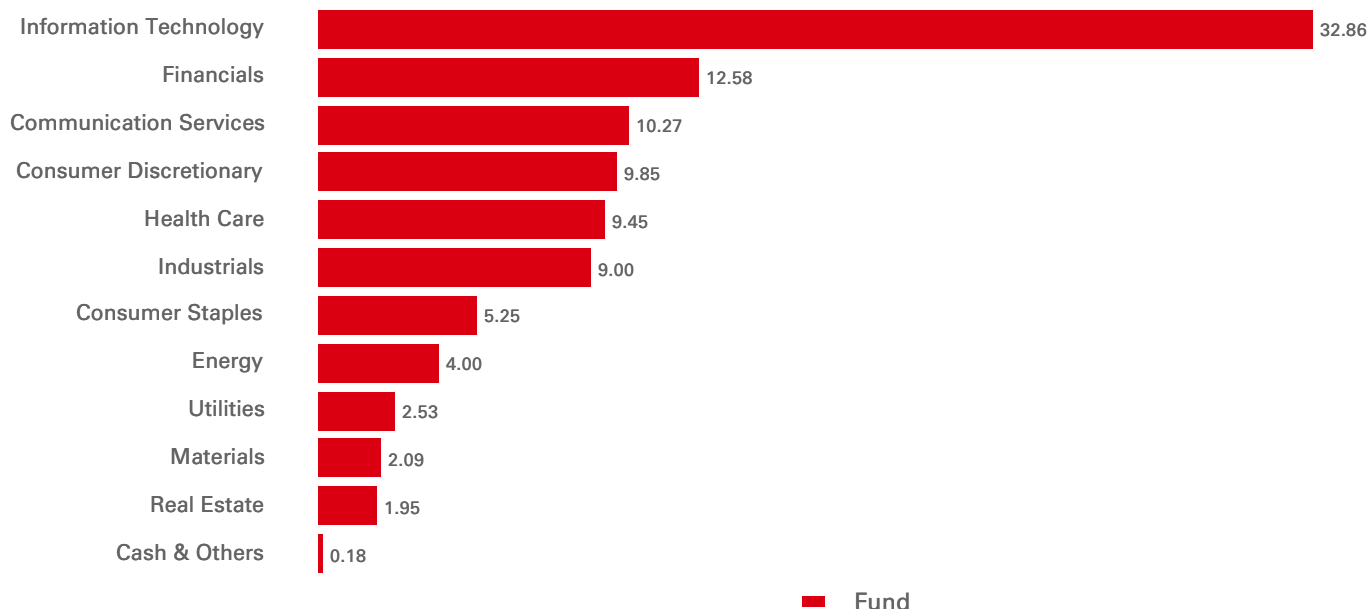


Performance (%)	YTD	1 month	3 months	6 months	1 year	3 years ann	5 years ann	Since inception ann
<b>Fund</b>	<b>-4.44</b>	<b>-5.00</b>	<b>-4.44</b>	<b>-1.96</b>	<b>17.41</b>	<b>18.00</b>	--	<b>17.09</b>
Reference Benchmark	-4.42	-5.01	-4.42	-1.97	17.36	17.82	--	16.87
Tracking difference	-0.02	0.01	-0.02	0.01	0.05	0.18	--	0.21
Tracking error	--	--	--	--	0.06	0.06	--	0.09

Rolling performance (%)	31/03/25-31/03/26	31/03/24-31/03/25	31/03/23-31/03/24	31/03/22-31/03/23	31/03/21-31/03/22
<b>Fund</b>	<b>17.41</b>	<b>7.96</b>	<b>29.64</b>	--	--
Reference Benchmark	17.36	7.82	29.27	--	--

Equity characteristics	Fund	Reference Benchmark	Benchmark information
No. of holdings ex cash	502	501	Index name
Average market cap (USD Mil)	1,122,924	1,123,200	Index currency
Price/earning ratio	22.75	22.75	Index Rebalancing Frequency
			TR Index Bloomberg Ticker
			TR Index Reuters RIC

## Sector allocation (%)



Top 10 holdings	Sector	Weight (%)
NVIDIA Corp	Information Technology	7.57
Apple Inc	Information Technology	6.65
Alphabet Inc	Communication Services	5.39
Microsoft Corp	Information Technology	4.91
Amazon.com Inc	Consumer Discretionary	3.63
Broadcom Inc	Information Technology	2.62
Meta Platforms Inc	Communication Services	2.24
Tesla Inc	Consumer Discretionary	1.87
Berkshire Hathaway Inc	Financials	1.57
JPMorgan Chase & Co	Financials	1.42

Exchange name	Listing date	Trading currency	Trading hours	Bloomberg ticker	Reuters RIC	iNAV Bloomberg	iNAV Reuters
LONDON STOCK EXCHANGE	22 Jun 2022	USD	08:00 - 16:30	HSPA LN	HSPA.L	HSPUSRIV	HSPAUSDINAV =SOLA
LONDON STOCK EXCHANGE	22 Jun 2022	GBP	08:00 - 16:30	HSPS LN	HSPS.L	HSPSGBIV	HSPSGBPINAV =SOLA
NYSE EURONEXT - EURONEXT PARIS	12 Jul 2022	EUR	09:00 - 17:30	HSPA FP	HSPS.PA	HSPEURIV	HSPAEURINAV =SOLA
DEUTSCHE BOERSE AG-XETRA	12 Jul 2022	EUR	09:00 - 17:30	H4ZN GY	H4ZN.DE	HSPEURIV	HSPAEURINAV =SOLA
BORSA ITALIANA SPA	12 Jul 2022	EUR	09:00 - 17:35	HSPA IM	HSPA.MI	HSPEURIV	HSPAEURINAV =SOLA
BOLSA INSTITUCIONAL DE VALORES	23 Apr 2024	MXN	--	HSPAN MM	HSPAN.BIV	--	--

## Risk disclosures


- The value of investible securities can change over time due to a wide variety of factors, including but not limited to: political and economic news, government policy, changes in demographics, cultures and populations, natural or human-caused disasters etc.
- To the extent that the Fund seeks to replicate index performance by holding individual securities, there is no guarantee that its composition or performance will exactly match that of the target index at any given time ("tracking error").
- Derivatives may be used by the Fund, and these can behave unexpectedly. The pricing and volatility of many derivatives may diverge from strictly reflecting the pricing or volatility of their underlying reference(s), instrument or asset.
- Investment Leverage occurs when the economic exposure is greater than the amount invested, such as when derivatives are used. A Fund that employs leverage may experience greater gains and/or losses due to the amplification effect from a movement in the price of the reference source.
- Where overseas investments are held the rate of currency exchange may cause the value of such investments to go down as well as up.
- Further information on the potential risks can be found in the Key Information Document (KID) and/or the Prospectus or Offering Memorandum.

## Index disclaimer

Standard & Poor's and S&P are registered trademarks of Standard & Poor's Financial Services LLC ("S&P") and Dow Jones is a registered trademark of Dow Jones Trademark Holdings LLC ("Dow Jones") and have been licensed for use by S&P Dow Jones Indices LLC and sublicensed for certain purposes by HSBC Asset Management Limited. This is a product of S&P Dow Jones Indices LLC, and has been licensed for use by HSBC Asset Management Limited. This fund is not sponsored, endorsed, sold or promoted by S&P Dow Jones Indices LLC, Dow Jones, S&P, their respective affiliates and neither S&P Dow Jones Indices LLC, Dow Jones, S&P, their respective affiliates make any representation regarding the advisability of investing in such product(s).

Source: HSBC Asset Management, data as at 31 March 2026

Follow us on:



---

E-mail: [etf.client.services@hsbc.com](mailto:etf.client.services@hsbc.com)  
Website: [www.etf.hsbc.com](http://www.etf.hsbc.com)  
For more information please contact us at E-mail:  
[Wholesale.clientservices@hsbc.com](mailto:Wholesale.clientservices@hsbc.com)  
[www.assetmanagement.hsbc.com/uk](http://www.assetmanagement.hsbc.com/uk)  
To help improve our service and in the interests of security we may record and/or monitor your communication with us.

---

### Glossary



[www.assetmanagement.hsbc.co.uk/en/api/v1/download/document/gb00b80qg615/gb/en/glossary](http://www.assetmanagement.hsbc.co.uk/en/api/v1/download/document/gb00b80qg615/gb/en/glossary)

## Important information

The material contained herein is for marketing purposes and is for your information only. This document is not contractually binding nor are we required to provide this to you by any legislative provision. It does not constitute legal, tax or investment advice or a recommendation to any reader of this material to buy or sell investments. You must not, therefore, rely on the content of this document when making any investment decisions.

This material is not intended for distribution to or use by any person or entity in any jurisdiction or country where such distribution or use would be contrary to law or regulation. This material is not and should not be construed as an offer to sell or the solicitation of an offer to purchase or subscribe to any investment.

Any views expressed were held at the time of preparation and are subject to change without notice. While any forecast, projection or target where provided is indicative only and not guaranteed in any way. HSBC Global Asset Management (UK) Limited accepts no liability for any failure to meet such forecast, projection or target.

This fund is a sub-fund of HSBC ETFs plc ("the Company"), an investment company with variable capital and segregated liability between sub-funds, incorporated in Ireland as a public limited company, and is authorised by the Central Bank of Ireland. The company is constituted as an umbrella fund, with segregated liability between sub-funds. Shares purchased on the secondary market cannot usually be sold directly back to the Company.

Investors must buy and sell shares on the secondary market with the assistance of an intermediary (e.g. a stockbroker) and may incur fees for doing so. In addition, investors may pay more than the current Net Asset Value per share when buying shares and may receive less than the current Net Asset Value per Share when selling them. UK based investors in HSBC ETFs plc are advised that they may not be afforded some of the protections conveyed by the Financial Services and Markets Act (2000), ("the Act"). The Company is recognised in the United Kingdom by the Financial Conduct Authority under section 264 of the Act. The shares in HSBC ETFs plc have not been and will not be offered for sale or sold in the United States of America, its territories or possessions and all areas subject to its jurisdiction, or to United States Persons. Affiliated companies of HSBC Global Asset Management (UK) Limited may make markets in HSBC ETFs plc. All applications are made on the basis of the current HSBC ETFs plc Prospectus, relevant Key Investor Information Document ("KIID"), Supplementary Information Document (SID) and Fund supplement, and most recent annual and semi-annual reports, which can be obtained upon request free of charge from HSBC Global Asset Management (UK) Limited, 8 Canada Square, Canary Wharf, London, E14 5HQ. UK, or from a stockbroker or financial adviser.

Investors and potential investors should read and note the risk warnings in the prospectus, relevant KIID and Fund supplement (where available) and additionally, in the case of retail clients, the information contained in the supporting SID.

Further information about the Company including the Prospectus, the most recent annual and semi-annual reports of the Company and the latest share prices, may be obtained free of charge, in English, from the Administrator by emailing [ifsinvestorqueries@hsbc.com](mailto:ifsinvestorqueries@hsbc.com), or by visiting [www.etf.hsbc.com](http://www.etf.hsbc.com). Details of the underlying investments of the fund are available on [www.etf.hsbc.com](http://www.etf.hsbc.com).

The most recent Prospectus is available in English, German and French. Key Investor Information Document (KIID) are available in the local language where they are registered.

The indicative intra-day net asset value of the fund is available on at least one major market data vendor terminal such as Bloomberg, as well as on a wide range of websites that display stock market data, including [www.reuters.com](http://www.reuters.com).

To help improve our service and in the interests of security we may record and/or monitor your communication with us. HSBC Global Asset Management (UK) Limited provides information to Institutions, Professional Advisers and their clients on the investment products and services of the HSBC Group.

Approved for issue in the UK by HSBC Global Asset Management (UK) Limited, who are authorised and regulated by the Financial Conduct Authority. [www.assetmanagement.hsbc.co.uk](http://www.assetmanagement.hsbc.co.uk)

Copyright © HSBC Global Asset Management (UK) Limited 2026. All rights reserved.

Further Information can be found in the prospectus and in our Key Investor Information Documents published in our Fund Centre at [www.assetmanagement.hsbc.co.uk](http://www.assetmanagement.hsbc.co.uk)

Term: The management company cannot terminate the Fund unilaterally. The Board of Directors may furthermore decide to liquidate the Fund in certain circumstances set out in the prospectus and articles of incorporation of the Fund. Further additional and complete information (including but not limited to) investor rights, costs and charges, please refer to the prospectus.